



CHILLI + LIME

Chilli + Lime is a highly configurable table system that adapts itself to suit multiple environments. The design premise was to design a simple but beautiful product that combines the strength of a metal frame with the softness of a timber leg. This created a look and feel that is home like and natural yet very robust.

The table system is appropriate for collaborative and quiet environments, with options for low height and standing height tables along with open plan workstation scenarios. Chilli + Lime can be personalised to fit the space with a variety of colour and finish options for the surface and the legs.

LEAD TIME

6-8 weeks

MATERIALS

Steel frame
Victorian Ash
Tasmanian Oak
Pine

CERTIFICATIONS

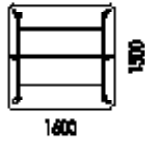
ISO 14001 Certified Factory

WARRANTY

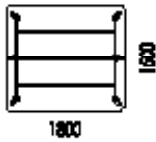
5 years

Configurations - Workstations

1600mm wide pods



1800mm wide pods

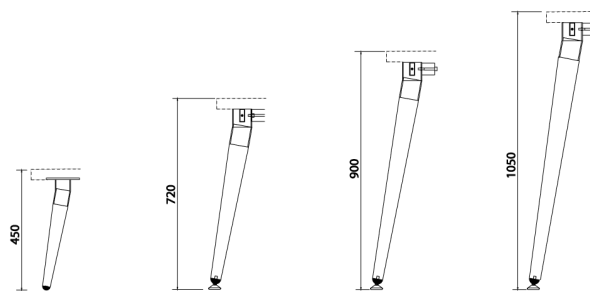


Configurations - Tables

Rectangle	800 TO 2400 	2500 TO 3600 	3700 TO 5000 	5100 TO 6000
D-End	800 TO 2400 	2500 TO 3600 	3700 TO 5000 	5100 TO 6000
Retro	800 TO 2400 	2500 TO 3600 	3700 TO 5000 	5100 TO 6000
Elliptical	800 TO 2400 	2500 TO 3600 	3700 TO 5000 	
Round	1100DIA TO 1800DIA 	1900DIA TO 2400DIA 		
Square	600 TO 1000 	1100 TO 2000 		

Leg Heights

Available heights vary by top size
Also available with Castors



CHILLI + LIME EXAMPLES



Example Reception Desk



Meeting Table on Castors



Coffee Table



1050mm High Touchdown Table



Meeting Table on Glides