



WOODMARK  
BY LUXMY FURNITURE



## AMELIA & HER SISTERS

Playing with the intersection of simple geometric forms, Keith Melbourne designed a chair with more complex and sophisticated lines. Applying the same design principles the original Amelia chair was expanded into a range of complimentary pieces. "During development these pieces became affectionately referred to as Amelia's sisters so I tried to find fitting names for them".

### MATERIALS

Plywood Frame, High grade Foam,  
Linished Steel legs

### ENVIRONMENTAL CERTIFICATIONS

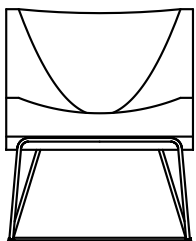
ISO 14001 Certificate, GECA Certified

### DESIGNER

Keith Melbourne

### WARRANTY

5 years

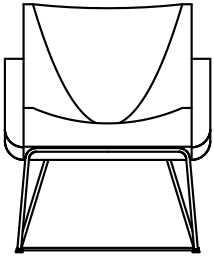


W 600mm D 690mm H 735mm SH415mm

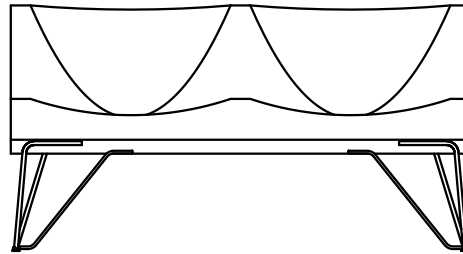
AMELIA SIDE CHAIR



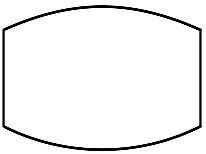
WOODMARK  
BY LUXMY FURNITURE




W 660mm D 705mm H 785mm SH 415mm  
ELLA ARMCHAIR



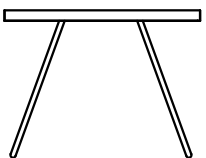
W 1400mm D 690mm H 735mm SH 415mm  
SOPHIE 2 SEATER



DIAMETER 600 H 440mm  
TARA STOOL



W 1850mm D 750mm H 420mm  
LUCY BENCH



W 600mm D 600mm H 450mm  
CECELIA SIDE TABLE



W 1200mm D 600mm H 350mm  
ROSE COFFEE TABLE