



LuxStudio

Topiary



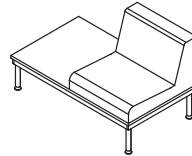
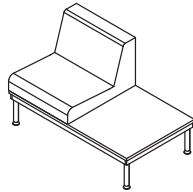
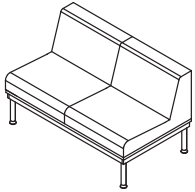
1-Module

W650mm x D750mm x H810mm, SH450mm



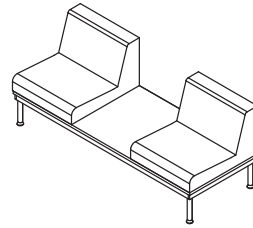
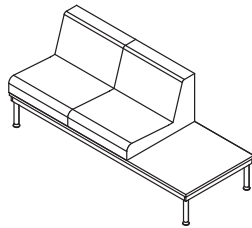
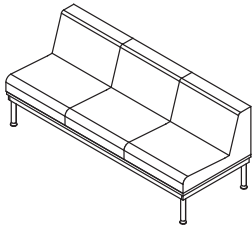
2-Module

W1300mm x D750mm x H810mm, SH450mm



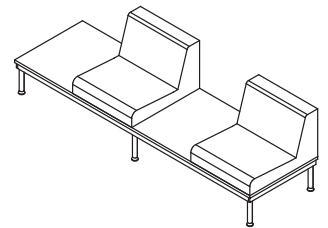
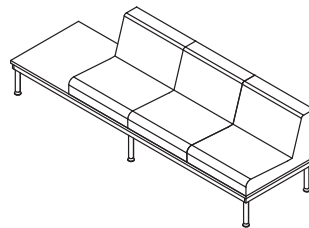
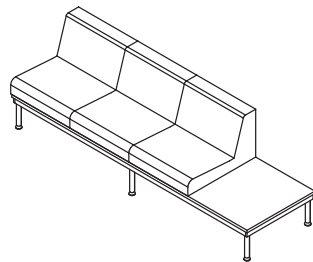
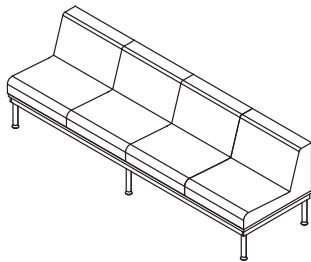
3-Module

W1950mm x D750mm x H810mm, SH450mm



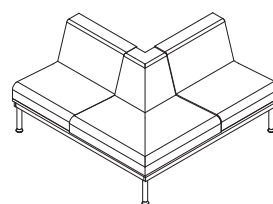
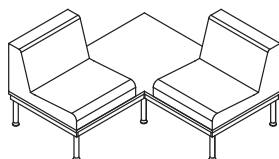
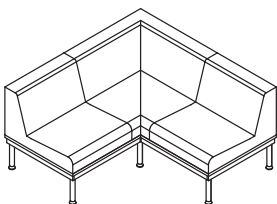
4-Module

W2600mm x D750mm x H810mm, SH450mm



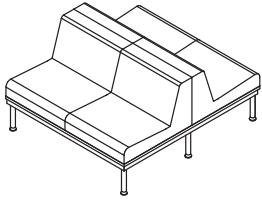
Corner Module

W1500mm x D1500mm x H810mm, SH450mm



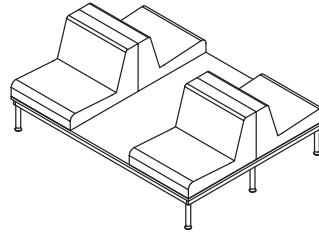
Double-sided 2-module

W1300mm x D1500mm x H810mm, SH450mm



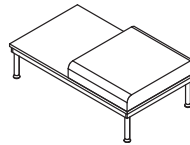
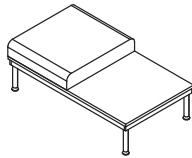
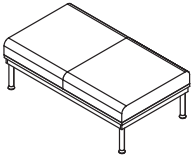
Double-sided 3-module

W1950mm x D1500mm x H810mm, SH450mm



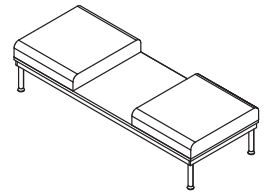
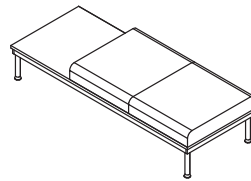
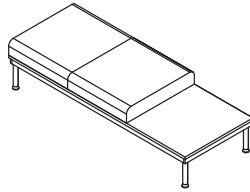
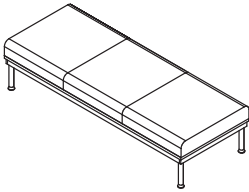
2-Module Bench

W1300mm x D450/750mm x H450mm



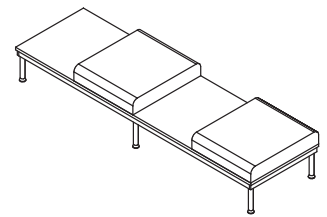
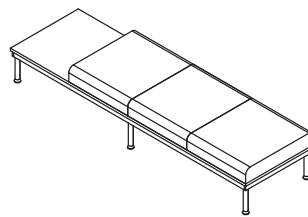
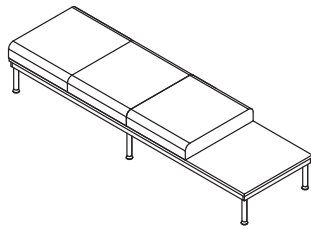
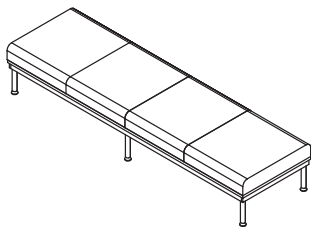
3-Module Bench

W1950mm x D450/750mm x H450mm




4-Module Bench

W2600mm x D450/750mm x H450mm



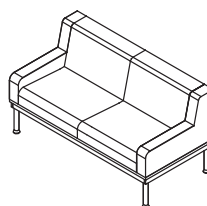
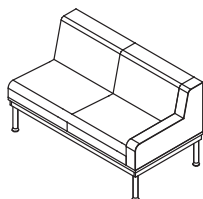
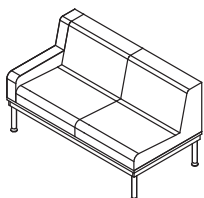
1-Module armchair

W850mm x D750mm x H810mm, SH450mm



2-Module with Arms

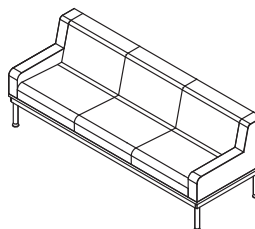
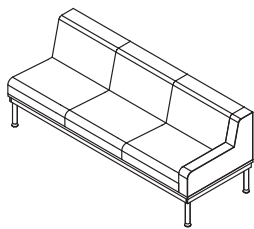
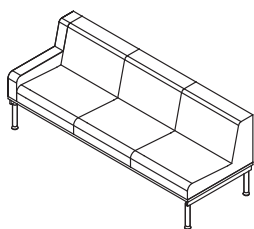
W1400mm x D750mm x H810mm, SH450mm



W1500mm x D750mm x H810mm, SH450mm

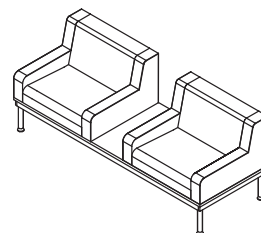
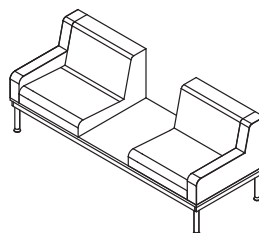
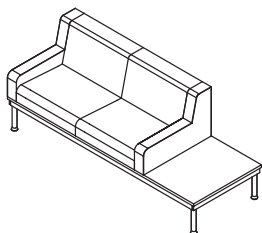
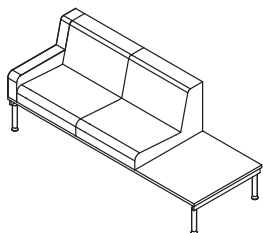
3-Module with Arms

W2050mm x D750mm x H810mm, SH450mm



W2150mm x D750mm x H810mm, SH450mm

Arm example scenarios





Topiary

The Topiary is a soft seating system made for collaborative and agile workspaces available with lounge, bench, armed, corner and coffee table components.

Its versatility and customisation stems from using table system design principals, making it suited for various commercial applications as a feature or complementary piece.

| | |
|-----------|--|
| Material | Metal structure Commercial grade foam Melamine board |
| Lead time | 6-8 weeks |
| Warranty | 5 years |
| Certified | ISO 14001 |

